


STATEMENT OF APPROVED BUDGET, UTILIZATIONS, DISBURSEMENTS AND BALANCES
(For Off-Budgetary Funds)
As at the Quarter Ending March 31, 2024

Department : State Universities and Colleges (SUCs)
 Agency/Entity : Cagayan State University
 Operating Unit : < not applicable >
 Organization Code (UACS) : 08 022 0000000
 Fund Cluster : 05 - Internally Generated Funds
 (e.g. UACS Fund Cluster: 05-Internally Generated Funds and 06-Business Related Funds)


Particulars	UACS CODE	Approved Budget			Utilizations					Disbursements					Balances		
		Approved Budgeted Revenue	Adjustments (Reductions, Modifications/ Augmentations)	Adjusted Budgeted Revenue	1st Quarter Ending March 31	2nd Quarter Ending June 30	3rd Quarter Ending September 30	4th Quarter Ending December 31	Total	1st Quarter Ending March 31	2nd Quarter Ending June 30	3rd Quarter Ending September 30	4th Quarter Ending December 31	Total	Unutilized Budget	Unpaid Obligations (10-15)=(17+18)	
																Due and Demandable	Not Yet Due and Demandable
1	2	3	4	5=[(3+(-)4)]	6	7	8	9	10=(6+7+8+9)	11	12	13	14	15=(11+12+13+14)	16=(5-10)	17	18
General Administration and Support	1000000000000000	56,456,723.54	5,825,020.01	62,281,743.55	26,535,607.17	0.00	0.00	0.00	26,535,607.17	21,506,208.00	0.00	0.00	0.00	21,506,208.00	35,746,136.38	0.00	5,029,399.17
General Management and Supervision	100000100001000	56,456,723.54	5,825,020.01	62,281,743.55	26,535,607.17	0.00	0.00	0.00	26,535,607.17	21,506,208.00	0.00	0.00	0.00	21,506,208.00	35,746,136.38	0.00	5,029,399.17
MOOE		29,113,871.94	6,105,795.01	35,219,666.95	25,748,265.07	0.00	0.00	0.00	25,748,265.07	20,983,855.90	0.00	0.00	0.00	20,983,855.90	9,471,401.88	0.00	4,764,409.17
CO		27,342,851.60	(280,775.00)	27,062,076.60	787,342.10	0.00	0.00	0.00	787,342.10	522,352.10	0.00	0.00	0.00	522,352.10	26,274,734.50	0.00	264,990.00
Sub-Total, General Administration and Support		56,456,723.54	5,825,020.01	62,281,743.55	26,535,607.17	0.00	0.00	0.00	26,535,607.17	21,506,208.00	0.00	0.00	0.00	21,506,208.00	35,746,136.38	0.00	5,029,399.17
PS		0.00	0.00	0.00	0.00	0.00	0.00	0.00	0.00	0.00	0.00	0.00	0.00	0.00	0.00	0.00	0.00
MOOE		29,113,871.94	6,105,795.01	35,219,666.95	25,748,265.07	0.00	0.00	0.00	25,748,265.07	20,983,855.90	0.00	0.00	0.00	20,983,855.90	9,471,401.88	0.00	4,764,409.17
FinEx (if Applicable)		0.00	0.00	0.00	0.00	0.00	0.00	0.00	0.00	0.00	0.00	0.00	0.00	0.00	0.00	0.00	0.00
CO		27,342,851.60	(280,775.00)	27,062,076.60	787,342.10	0.00	0.00	0.00	787,342.10	522,352.10	0.00	0.00	0.00	522,352.10	26,274,734.50	0.00	264,990.00
Support to Operations	2000000000000000	2,474,955.23	576,193.53	3,051,148.76	1,477,077.38	0.00	0.00	0.00	1,477,077.38	1,412,611.49	0.00	0.00	0.00	1,412,611.49	1,574,071.38	0.00	64,465.89
Auxiliary Services	200000100001000	2,474,955.23	576,193.53	3,051,148.76	1,477,077.38	0.00	0.00	0.00	1,477,077.38	1,412,611.49	0.00	0.00	0.00	1,412,611.49	1,574,071.38	0.00	64,465.89
MOOE		2,468,955.23	576,193.53	3,045,148.76	1,477,077.38	0.00	0.00	0.00	1,477,077.38	1,412,611.49	0.00	0.00	0.00	1,412,611.49	1,568,071.38	0.00	64,465.89
CO		6,000.00	0.00	6,000.00	0.00	0.00	0.00	0.00	0.00	0.00	0.00	0.00	0.00	0.00	6,000.00	0.00	0.00
Sub-Total, Support to Operations		2,474,955.23	576,193.53	3,051,148.76	1,477,077.38	0.00	0.00	0.00	1,477,077.38	1,412,611.49	0.00	0.00	0.00	1,412,611.49	1,574,071.38	0.00	64,465.89
PS		0.00	0.00	0.00	0.00	0.00	0.00	0.00	0.00	0.00	0.00	0.00	0.00	0.00	0.00	0.00	0.00
MOOE		2,468,955.23	576,193.53	3,045,148.76	1,477,077.38	0.00	0.00	0.00	1,477,077.38	1,412,611.49	0.00	0.00	0.00	1,412,611.49	1,568,071.38	0.00	64,465.89
FinEx (if Applicable)		0.00	0.00	0.00	0.00	0.00	0.00	0.00	0.00	0.00	0.00	0.00	0.00	0.00	0.00	0.00	0.00
CO		6,000.00	0.00	6,000.00	0.00	0.00	0.00	0.00	0.00	0.00	0.00	0.00	0.00	0.00	6,000.00	0.00	0.00
Operations	3000000000000000	141,374,252.14	(6,401,213.54)	134,973,038.60	46,819,702.43	0.00	0.00	0.00	46,819,702.43	37,451,332.58	0.00	0.00	0.00	37,451,332.58	88,153,336.17	0.00	9,368,369.85
OO : Relevant and quality tertiary education ensured to achieve inclusive growth and access of poor but deserving students to quality tertiary education increased	3100000000000000	129,156,659.64	(9,047,381.00)	120,109,278.64	38,503,578.27	0.00	0.00	0.00	38,503,578.27	29,436,311.32	0.00	0.00	0.00	29,436,311.32	81,605,700.37	0.00	9,067,266.95
HIGHER EDUCATION PROGRAM	3101000000000000	129,156,659.64	(9,047,381.00)	120,109,278.64	38,503,578.27	0.00	0.00	0.00	38,503,578.27	29,436,311.32	0.00	0.00	0.00	29,436,311.32	81,605,700.37	0.00	9,067,266.95
Provision of Higher Education Services	310100100002000	129,156,659.64	(9,047,381.00)	120,109,278.64	38,503,578.27	0.00	0.00	0.00	38,503,578.27	29,436,311.32	0.00	0.00	0.00	29,436,311.32	81,605,700.37	0.00	9,067,266.95
MOOE		90,593,262.02	(6,972,776.00)	83,620,486.02	31,844,383.27	0.00	0.00	0.00	31,844,383.27	26,952,452.07	0.00	0.00	0.00	26,952,452.07	51,776,102.75	0.00	4,891,931.20
CO		38,563,397.62	(2,074,605.00)	36,488,792.62	6,659,195.00	0.00	0.00	0.00	6,659,195.00	2,483,859.25	0.00	0.00	0.00	2,483,859.25	29,829,597.62	0.00	4,175,335.75
OO : Higher education research improved to promote economic productivity and innovation	3200000000000000	11,494,022.79	2,511,162.03	14,005,184.82	7,752,688.80	0.00	0.00	0.00	7,752,688.80	7,547,637.30	0.00	0.00	0.00	7,547,637.30	6,252,496.02	0.00	205,051.50
ADVANCED EDUCATION PROGRAM	3201000000000000	5,268,939.71	27,947.00	5,296,886.71	1,157,612.28	0.00	0.00	0.00	1,157,612.28	1,143,845.96	0.00	0.00	0.00	1,143,845.96	4,139,274.43	0.00	13,766.32
Provision of Advanced Education Services	320100100001000	5,268,939.71	27,947.00	5,296,886.71	1,157,612.28	0.00	0.00	0.00	1,157,612.28	1,143,845.96	0.00	0.00	0.00	1,143,845.96	4,139,274.43	0.00	13,766.32
MOOE		5,218,939.71	76,860.00	5,295,799.71	1,157,612.28	0.00	0.00	0.00	1,157,612.28	1,143,845.96	0.00	0.00	0.00	1,143,845.96	4,138,187.43	0.00	13,766.32


Department : State Universities and Colleges (SUCs)
 Agency/Entity : Cagayan State University
 Operating Unit : < not applicable >
 Organization Code (UACS) : 08 022 0000000
 Fund Cluster : 05 - Internally Generated Funds
 (e.g. UACS Fund Cluster: 05-Internally Generated Funds and 06-Business Related Funds)

Particulars	UACS CODE	Approved Budget			Utilizations					Disbursements					Balances		
		Approved Budgeted Revenue	Adjustments (Reductions, Modifications/ Augmentations)	Adjusted Budgeted Revenue	1st Quarter Ending March 31	2nd Quarter Ending June 30	3rd Quarter Ending September 30	4th Quarter Ending December 31	Total	1st Quarter Ending March 31	2nd Quarter Ending June 30	3rd Quarter Ending September 30	4th Quarter Ending December 31	Total	Unutilized Budget	Unpaid Obligations (10-15)=(17+18)	
																5=[(3+(-)4)]	6
1	2	3	4	5=[(3+(-)4)]	6	7	8	9	10=(6+7+8+9)	11	12	13	14	15=(11+12+13+14)	16=(5-10)	17	18
CO		50,000.00	(48,913.00)	1,087.00	0.00	0.00	0.00	0.00	0.00	0.00	0.00	0.00	0.00	0.00	1,087.00	0.00	0.00
RESEARCH PROGRAM	3202000000000000	6,225,083.08	2,483,215.03	8,708,298.11	6,595,076.52	0.00	0.00	0.00	6,595,076.52	6,403,791.34	0.00	0.00	0.00	6,403,791.34	2,113,221.59	0.00	191,285.18
Conduct of Research Services	320200100001000	6,225,083.08	2,483,215.03	8,708,298.11	6,595,076.52	0.00	0.00	0.00	6,595,076.52	6,403,791.34	0.00	0.00	0.00	6,403,791.34	2,113,221.59	0.00	191,285.18
MOOE		6,016,350.08	2,483,215.03	8,499,565.11	6,595,076.52	0.00	0.00	0.00	6,595,076.52	6,403,791.34	0.00	0.00	0.00	6,403,791.34	1,904,488.59	0.00	191,285.18
CO		208,733.00	0.00	208,733.00	0.00	0.00	0.00	0.00	0.00	0.00	0.00	0.00	0.00	0.00	208,733.00	0.00	0.00
OO : Community engagement increased	3300000000000000	723,569.71	135,005.43	858,575.14	563,435.36	0.00	0.00	0.00	563,435.36	467,383.96	0.00	0.00	0.00	467,383.96	295,139.78	0.00	96,051.40
TECHNICAL ADVISORY EXTENSION PROGRAM	3301000000000000	723,569.71	135,005.43	858,575.14	563,435.36	0.00	0.00	0.00	563,435.36	467,383.96	0.00	0.00	0.00	467,383.96	295,139.78	0.00	96,051.40
Provision of Extension Services	330100100001000	723,569.71	135,005.43	858,575.14	563,435.36	0.00	0.00	0.00	563,435.36	467,383.96	0.00	0.00	0.00	467,383.96	295,139.78	0.00	96,051.40
MOOE		723,569.71	135,005.43	858,575.14	563,435.36	0.00	0.00	0.00	563,435.36	467,383.96	0.00	0.00	0.00	467,383.96	295,139.78	0.00	96,051.40
CO		0.00	0.00	0.00	0.00	0.00	0.00	0.00	0.00	0.00	0.00	0.00	0.00	0.00	0.00	0.00	0.00
Sub-Total, Operations		141,374,252.14	(6,401,213.54)	134,973,038.60	46,819,702.43	0.00	0.00	0.00	46,819,702.43	37,451,332.58	0.00	0.00	0.00	37,451,332.58	88,153,336.17	0.00	9,368,369.85
PS		0.00	0.00	0.00	0.00	0.00	0.00	0.00	0.00	0.00	0.00	0.00	0.00	0.00	0.00	0.00	0.00
MOOE		102,552,121.52	(4,277,695.54)	98,274,425.98	40,160,507.43	0.00	0.00	0.00	40,160,507.43	34,967,473.33	0.00	0.00	0.00	34,967,473.33	58,113,918.55	0.00	5,193,034.10
FinEx (if Applicable)		0.00	0.00	0.00	0.00	0.00	0.00	0.00	0.00	0.00	0.00	0.00	0.00	0.00	0.00	0.00	0.00
CO		38,822,130.62	(2,123,518.00)	36,698,612.62	6,659,195.00	0.00	0.00	0.00	6,659,195.00	2,483,859.25	0.00	0.00	0.00	2,483,859.25	30,039,417.62	0.00	4,175,335.75
GRAND TOTAL		200,305,930.91	0.00	200,305,930.91	74,832,386.98	0.00	0.00	0.00	74,832,386.98	60,370,152.07	0.00	0.00	0.00	60,370,152.07	125,473,543.93	0.00	14,462,234.91
PS		0.00	0.00	0.00	0.00	0.00	0.00	0.00	0.00	0.00	0.00	0.00	0.00	0.00	0.00	0.00	0.00
MOOE		134,134,948.69	2,404,293.00	136,539,241.69	67,385,849.88	0.00	0.00	0.00	67,385,849.88	57,363,940.72	0.00	0.00	0.00	57,363,940.72	69,153,391.81	0.00	10,021,909.16
FinEx (if Applicable)		0.00	0.00	0.00	0.00	0.00	0.00	0.00	0.00	0.00	0.00	0.00	0.00	0.00	0.00	0.00	0.00
CO		66,170,982.22	(2,404,293.00)	63,766,689.22	7,446,537.10	0.00	0.00	0.00	7,446,537.10	3,006,211.35	0.00	0.00	0.00	3,006,211.35	56,320,152.12	0.00	4,440,325.75

Certified Correct: 
 ALVIN U. ALISASIS
 Date: SAO-UBO

Certified Correct: 
 MONALIZA M. GUZMAN
 University Accountant
 Date:

Recommending Approval By: 
 EMERITA P. GERON
 Chief AO, Finance
 Date:

Approved By: 
 ARTHUR G. IBAÑEZ
 University President
 Date: